

ICBIW-18



## FEATURES

- Custom front panel and hardware allow for infinite design options.
- Dual evaporators for constant, moderate humidity so corks don't dry out
- Two independent temperature zones hold reds and whites at proper serving temperature
- Bronze-tinted, UV-resistant glass protects against light exposure
- Soft-on LED lighting illuminates gradually
- Home security system connection
- Wine racks accommodate 750 ml bottles, half-bottles and magnums.
- Intuitive touch control panel keeps temps within one degree of set point
- Rigorously tested in our U.S. manufacturing facilities to ensure decades of use
- Exceptional support from Customer Care team
- Star-K compliant with installation of a harness kit.
- Illuminated display rack for prized bottles of wine.
- Full-extension, easy-glide racks provide access without agitating wine
- New inventory tiles system lets you label wine racks for easy ID

## ACCESSORIES

- Side enclosure
- Top enclosure
- Stainless steel front panels with tubular or pro handles
- Solid overlay door
- Dual installation kit for installation with another wine or integrated model
- Reduced toe kick divider for toe kicks from 10 cm to 5 cm
- Stainless steel pro handles
- Stainless steel tubular handles

Accessories are available through an authorized dealer.  
For local dealer information, visit [subzero-wolf.com/locator](http://subzero-wolf.com/locator).



## HANDLE ACCESSORIES

PRO



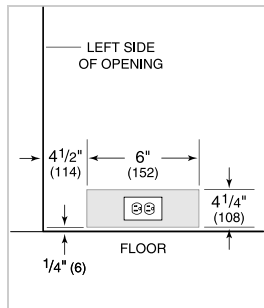
TUBULAR



**PRODUCT SPECIFICATIONS**

Model	ICBIW-18
Dimensions	457mmW x 2134mmH x 610mmD
Door Clearance	419mm
Weight	158 kg
Electrical Supply	220-240 VAC; 50/60 Hz
Electrical Service	≤ 2 A
Wine Storage Capacity	59 Bottles
Receptacle	3-prong grounding-type

**ELECTRICAL**



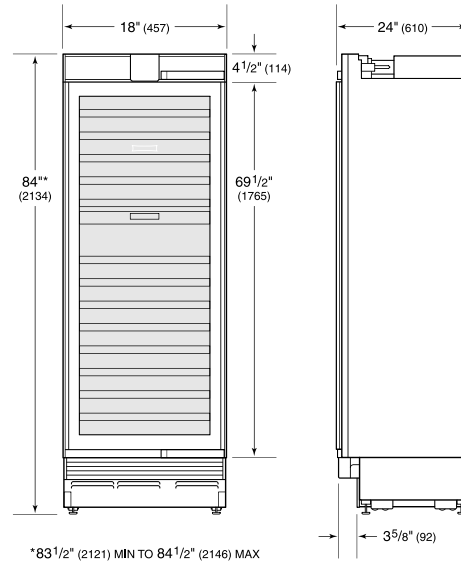
NOTE: Dimensions in parenthesis are in millimeters unless otherwise specified

**INTERIOR VIEW**

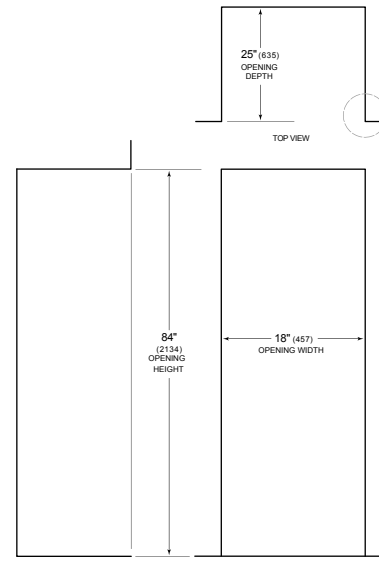


This illustration is intended for interior reference only and may not represent the exterior of the model being specified.

**DIMENSIONS**



**STANDARD INSTALLATION**



NOTE: 3 1/2 inch (89 mm) finished returns will be visible and should be finished to match cabinetry.

